

M12 FEMALE 90° LED

PVC 5X0.34 black 30m

Female 90°

M12, 5-pole

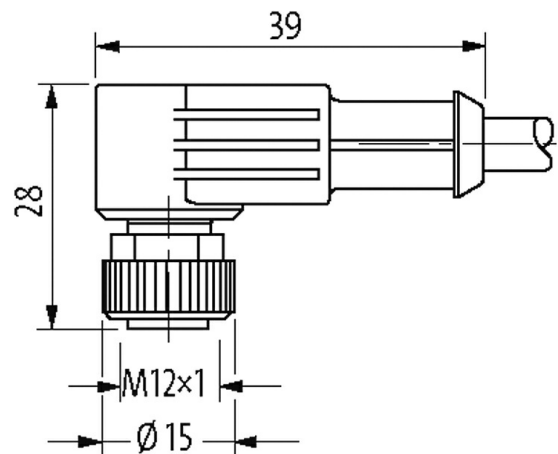

3× LED (PNP)

Art-No. 7005 - M12 Lite - (plastic hexagonal screw) on request

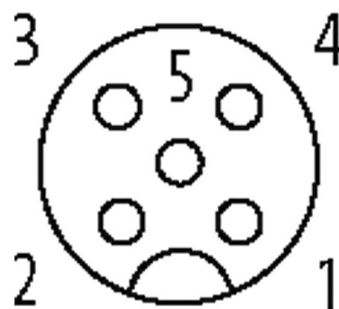
Plastic housings with good resistance against chemicals and oils.

The resistance to aggressive media should be individually tested for your application. Further details on request.

Further cable lengths on request.

Illustration

Female



Product may differ from Image

Approvals



* only for products with UL/CSA approved cable

cCSAus

Form

Form 12441

Cables

| | |
|------------------------------------|--|
| No./diameter of wires | 5 × 0.34 mm ² |
| Wire isolation | PVC (br, wh, bl, bk, gnye) |
| Material (jacket) | PVC (UL/CSA) |
| Outer Ø | 5.2 mm ±5% |
| Bend radius (moving) | 10 × outer Ø |
| Temperature range (fixed) | -30...+80 °C |
| Temperature range (mobile) | -5...+80 °C |
| Cable identification | 615 |
| Cable Type | 1 (PVC) |
| Approval (cable) | UL (AWM-Style 2464/1731), CSA |
| Cable weight [g/m] | 48,40 |
| Material (wire) | Cu wire, bare |
| Resistor (core) | max. 60 Ω/km (20 °C) |
| Single wire Ø (core) | 0.15 mm |
| Construction (core) | 19 × 0.15 mm (multi-strand wire class 5) |
| Diameter (core) | 5 × 0.34 mm ² |
| AWG | similar to AWG 22 |
| Material (wire isolation) | PVC |
| Material property (wire isolation) | CFC-, cadmium-, silicone- and lead-free |
| Shore hardness (wire isolation) | 45 ±5 D |
| Wire-Ø incl. isolation | 1.25 mm ±5% |
| Color/numbering of wires | br, bk, bl, wh, gnye longitudinally striped |
| Stranding combination | 5 wires twisted around central filler |
| Shield | no |
| Material (jacket) | PVC |
| Material property (jacket) | CFC-, cadmium-, silicone- and lead-free |
| Shore hardness (jacket) | 85 ±5 A |
| Outer-Ø (jacket) | 5.2 mm ±5% |
| Color (jacket) | black |
| chemical resistance | good resistance to oil, gasoline and chemicals |
| thermal resistance | flame retardant UL 1581 VW1 / CSA FT1 |
| Nominal voltage | UL 300 V AC |
| Test voltage | 2000 V AC |
| Current load capacity | to DIN VDE 0298-4 |
| Temperature range (fixed) | -30...+80 °C |
| Temperature range (mobile) | -5...+80 °C |
| Bend radius (fixed) | 5 × outer Ø |
| Bend radius (moving) | 10 × outer Ø |
| Jacket Color | black |

Technical Data

| | |
|------------------------------------|--------------|
| Operating voltage | 24 V DC ±25% |
| Operating voltage (only UL listed) | max. 30 V DC |
| Operating current per contact | max. 4 A |

| | |
|---|---|
| Rated surge voltage | 0.8 kV |
| Material group | IEC 60664-1, category I |
| Coding | A-coded |
| LED display | LED (green): Power / LED (yellow): (S1) / LED (white): Signal (S2) port 1...4 |
| Locking of ports | Screw thread (M12×1 mm) recommended torque 0.6 Nm, self-securing |
| Compression gland | M12 (SW13) |
| Protection | IP65, IP66K, IP67 inserted and tightened (EN 60529) |
| Locking material | Zinc die casting, nickel-plated |
| Material | PUR |
| suitable for corrugated tube (internal Ø) | 10 mm |

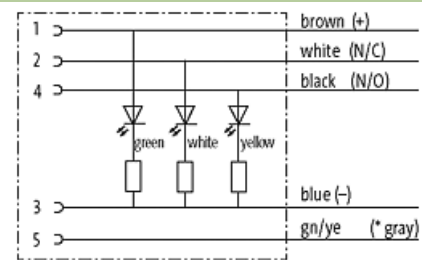
General data

| | |
|-------------------|--|
| Standards | DIN EN 61076-2-101 (M12) |
| Pollution Degree | 3 |
| Temperature range | -25...+85 °C, depending on cable quality |

Commercial data

| | |
|-----------------------|---------------|
| country of origin | DE |
| customs tariff number | 85444290 |
| EAN | 4048879202022 |
| eClass | 27279218 |
| Packaging unit | 1 |

Sketch



(* for cable type 126, 732, 219, 619)

Product may differ from Image